





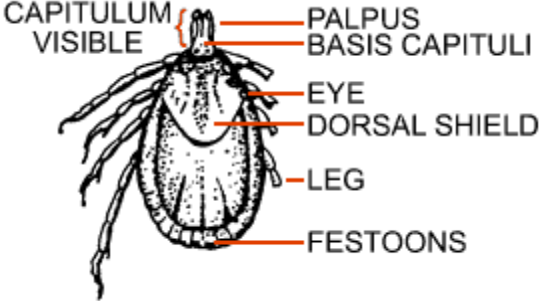
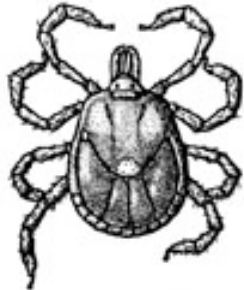


Know Your Tick Facts

American Dog Tick	<i>Dermacentor variabilis</i>	<i>Ornithodoros</i>	Soft Ticks
<p>The American dog tick can transmit Rocky Mountain spotted fever, <i>Tularemia</i>, <i>Ehrlichia</i>, <i>Anaplasma</i>, and tick paralysis.</p>		<p>Soft ticks do not have the hard shell and are shaped like a large raisin. Soft ticks carry tick relapsing fever.</p>	
<i>Ixodes pacificus</i>	Western Black Legged Tick	<i>Ixodes scapularis</i>	Deer Tick
	<p>The western black legged tick is most prevalent along the West Coast where it transmits Lyme disease and granulocytic anaplasmosis. It also is suspected of transmitting <i>Bartonella</i> and <i>Babesia</i> to people.</p>		<p>The deer tick is prevalent on east coast and transmits Lyme disease, <i>Ehrlichia</i>, <i>Anaplasma</i>, <i>Babesia</i> and <i>Rickettsia</i>. It carries <i>Bartonella</i> but transmission to humans has not yet been proven.</p>
Brown Dog Tick	<i>Rhipicephalus sanguineus</i>	Rocky Mtn Wood Tick	<i>Dermacentor andersoni</i>
<p>The brown dog tick carries Q fever, Rocky Mountain spotted fever and other <i>Rickettsia</i>, <i>Ehrlichia</i>, <i>Babesia</i>, <i>Bartonella</i>.</p>		<p>The Rocky Mountain wood tick transmits <i>Tularemia</i>, tick paralysis, Rocky Mountain spotted fever, Q fever, and Colorado tick fever.</p>	
Identifying features on Pacific Coast Tick <i>Dermacentor occidentalis</i>		Lone Star Tick	<i>Amblyomma americanum</i>
		<p>The lone star tick is prevalent in the Southwest and can transmit <i>Rickettsia</i>, <i>Tularemia</i>, <i>Ehrlichia</i>, Q fever and tick paralysis as well as <i>Borrelia lonestari</i>, which causes "STARI," an illness almost identical to Lyme.</p>	
<p>The Pacific coast tick is prevalent in the West and Southwest. It can transmit Colorado tick fever virus, the <i>Rickettsia</i> of Q Fever and spotted fever as well as the bacterium that causes <i>Tularemia</i>. It is known to cause tick paralysis in cattle, horses and deer. Bite wounds are commonly mistaken for wounds caused by biting insects and spiders.</p>		<p>The species of bacteria among the tick-borne pathogens are diverse. This complicates diagnosis because current antibody tests are species-specific. Fifteen tick-borne bacterial pathogens have been identified worldwide, including 3 species of <i>Ehrlichia</i>, and 4 or 5 of <i>B. burgdorferi</i>. Scientists have not identified all of the pathogens that ticks may carry.</p>	